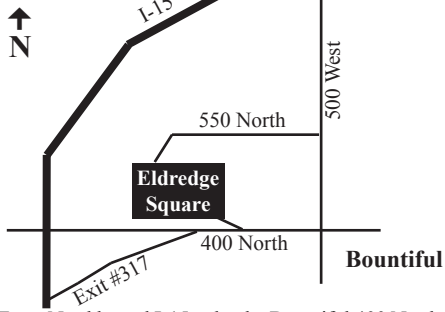
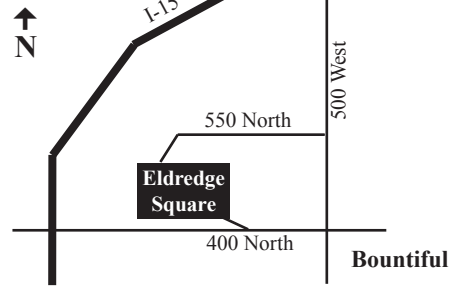


Arriving from the South



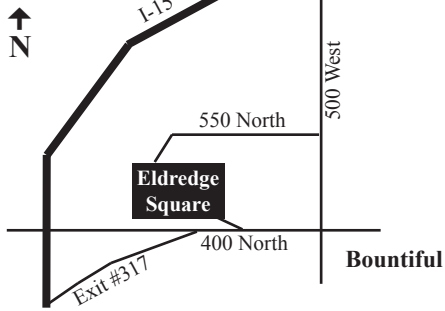
From Northbound I-15, take the Bountiful 400 North exit #317. The Eldredge Manor is in front of you as you come off the freeway. However because of traffic patterns you must proceed East to the traffic light and then either double back or use our North entrance by turning left at the light, then left again at 550 North and proceed 1 block West.

Arriving from the North



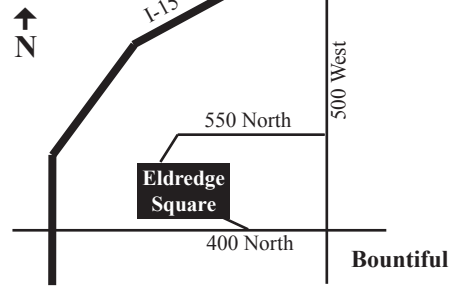
From Southbound I-15, take Bountiful 500 West/Hwy 89 exit #317. This is a left hand exit off of the freeway. Proceed South to the first traffic light at 400 North, turn West (right) and proceed about 150 yards or until you see the 3 stone pillars at the entrance to the Eldredge Manor. Turn right into the lane.

Arriving from the South



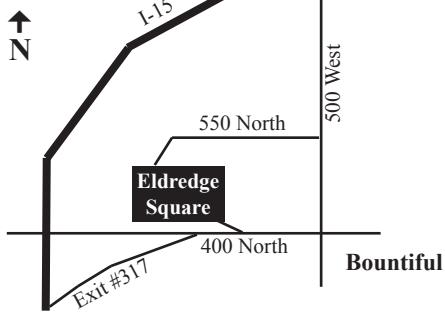
From Northbound I-15, take the Bountiful 400 North exit #317. The Eldredge Manor is in front of you as you come off the freeway. However because of traffic patterns you must proceed East to the traffic light and then either double back or use our North entrance by turning left at the light, then left again at 550 North and proceed 1 block West.

Arriving from the North



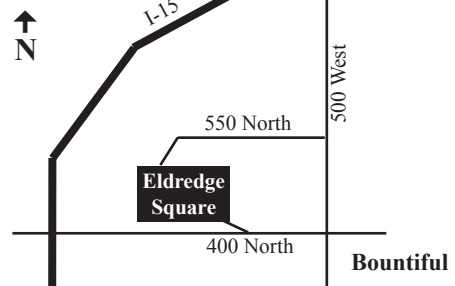
From Southbound I-15, take Bountiful 500 West/Hwy 89 exit #317. This is a left hand exit off of the freeway. Proceed South to the first traffic light at 400 North, turn West (right) and proceed about 150 yards or until you see the 3 stone pillars at the entrance to the Eldredge Manor. Turn right into the lane.

Arriving from the South



From Northbound I-15, take the Bountiful 400 North exit #317. The Eldredge Manor is in front of you as you come off the freeway. However because of traffic patterns you must proceed East to the traffic light and then either double back or use our North entrance by turning left at the light, then left again at 550 North and proceed 1 block West.

Arriving from the North



From Southbound I-15, take Bountiful 500 West/Hwy 89 exit #317. This is a left hand exit off of the freeway. Proceed South to the first traffic light at 400 North, turn West (right) and proceed about 150 yards or until you see the 3 stone pillars at the entrance to the Eldredge Manor. Turn right into the lane.